

# Celebrate With Seven!


## *Kwanzaa*

Display the poem shown below and read it with students. Next, have youngsters circle words that convey specific details about the holiday. Circle the word *unity* if students don't; then explain that it means staying together or being in agreement. Guide students to brainstorm ways to promote unity at home, school, and in the community. Have students write their ideas on separate green paper strips and then link all the strips with red and black paper strips to make a chain. The result is a great holiday decoration for your classroom!

Kwanzaa is a holiday  
That lasts for seven days.  
It honors African culture,  
Or ideas and ways.

Some families may display flags  
That are black, red, and green.  
Seven candles, a placemat,  
And some corn may be seen.

People have big feasts,  
Gifts, and lots of fun.  
Families celebrate unity  
And working for the good of everyone!



adapted from an idea by Deborah Garmon  
Groton, CT

web

Get reproducible and color  
versions of the poem.



# Kids in the Kitchen

Celebrate Kwanzaa with this yummy snack that features the colors red, green, and black!

## Kwanzaa Fruit Pizza

### Ingredients for one:



chocolate graham cracker  
whipped cream cheese  
strawberries (finely chopped)  
kiwifruit (finely chopped)

### Utensils and supplies:

paper plate  
plastic knife  
2 plastic spoons

### Teacher preparation:

Arrange the ingredients and supplies near a colored copy of the step-by-step recipe cards (see page 47).



Looking for tasty ideas for kid-friendly recipes?

Download our *Kids in the Kitchen* mobile app today!  
Available at [themailbox.com/mailboxapps](http://themailbox.com/mailboxapps)



Print color recipe cards,  
parent notes, and more!

